Group 1: Touch Time: Dots of all items/2/ no. items delivered
4/2/0.5=4
Flow Efficiency: DR=WiP/LT
LT=WiP/DR
LT= 23/0.1=230
FE=TT/LT=4/230=0.017

Group 2: Touch Time: Dots of all items/2/ no. items delivered
25/2/3.5=3.57
Flow Efficiency: DR=WiP/LT
LT=WiP/DR
LT=13/0.6=21.7
FE=TT/LT=3.57/21.7=0.16



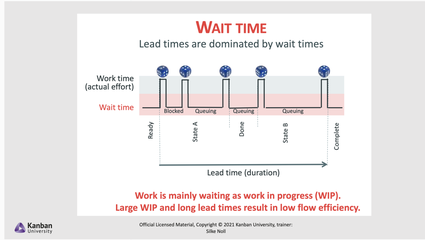

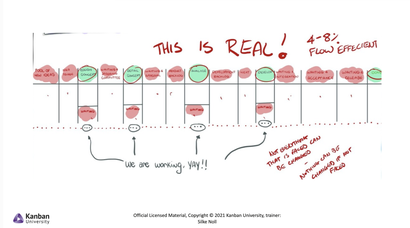

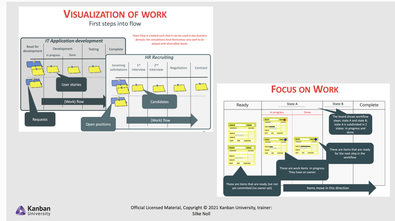

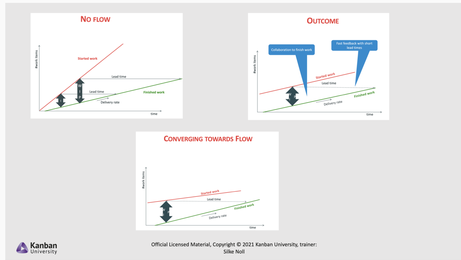

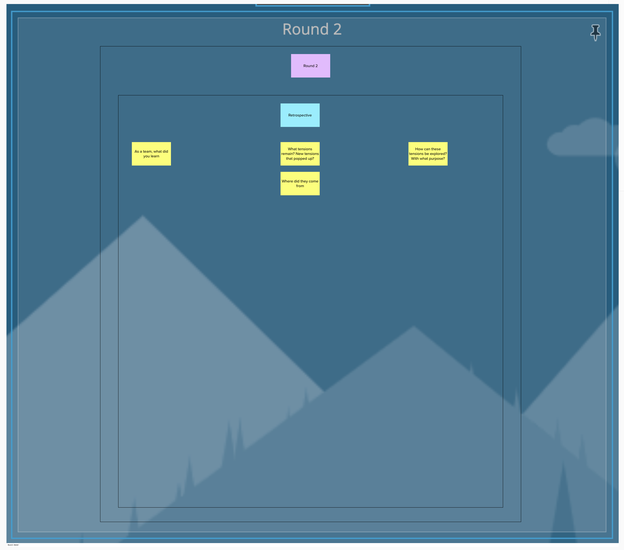

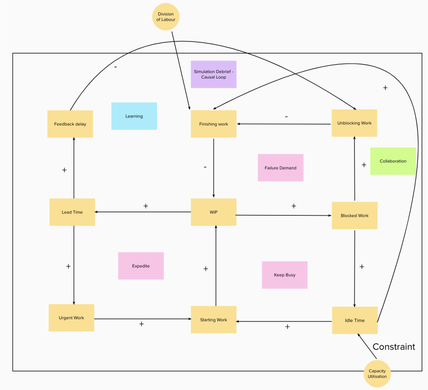

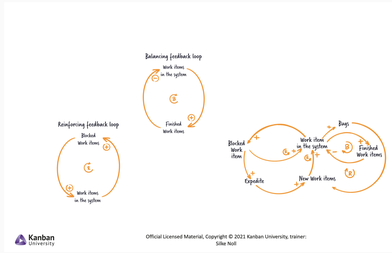

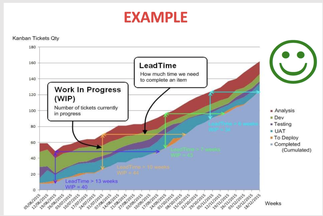

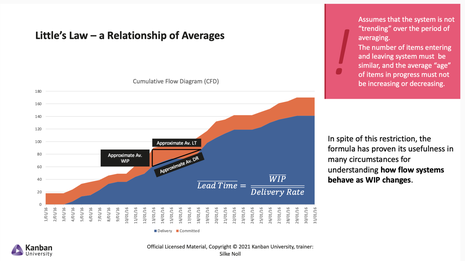

Assumes that the system is not "trending" over the period of averaging.
The number of items entering and leaving system must be similar, and the average "age" of items in progress must not be increasing or decreasing.
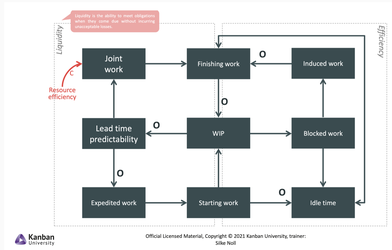
In spite of this restriction, the formula has proven its usefulness in many circumstances for understanding **how flow systems behave as WIP changes**.